


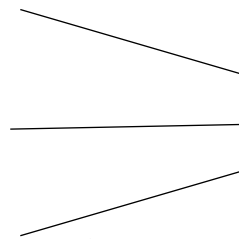
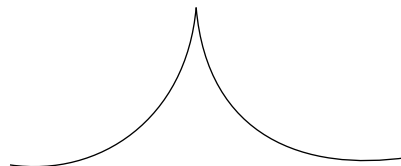
Gatitos Kawaii DIY

Moldes

www.creativaofficial.com



total de piezas
para los tres
gatitos



www.creativaofficial.com



www.creativaofficial.com

Parte 1
= cabeza de los gatitos =
3 cartitas
6 pzas.

collar
2 pzas.
rojo

www.creativaofficial.com

= cabeza de los gatitos =
parte 2

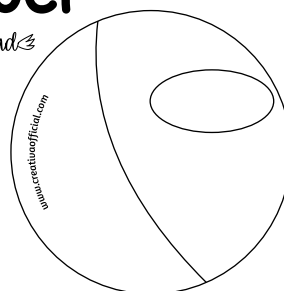


Parte 3
= cabeza de los gatitos =

oreja der.
1 pza. 1 pza.
café rosa

cascabel

de tela o de verdad
1 pza.
amarillo



oreja izq.
1 pza. 1 pza.
café rosa



parte superior
= cabeza de gatito (1) =
1 pza.
café claro

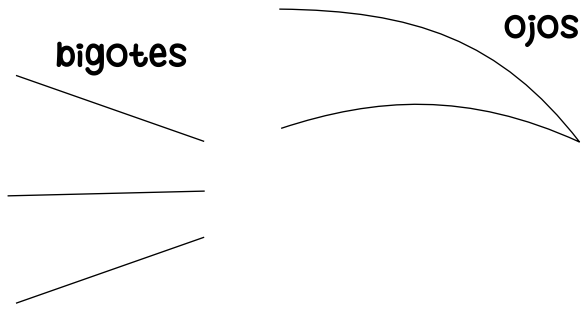
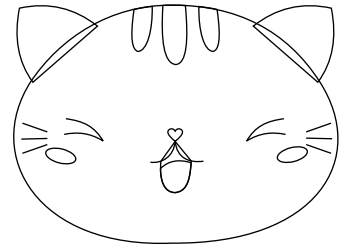
www.creativaofficial.com



www.creativaofficial.com

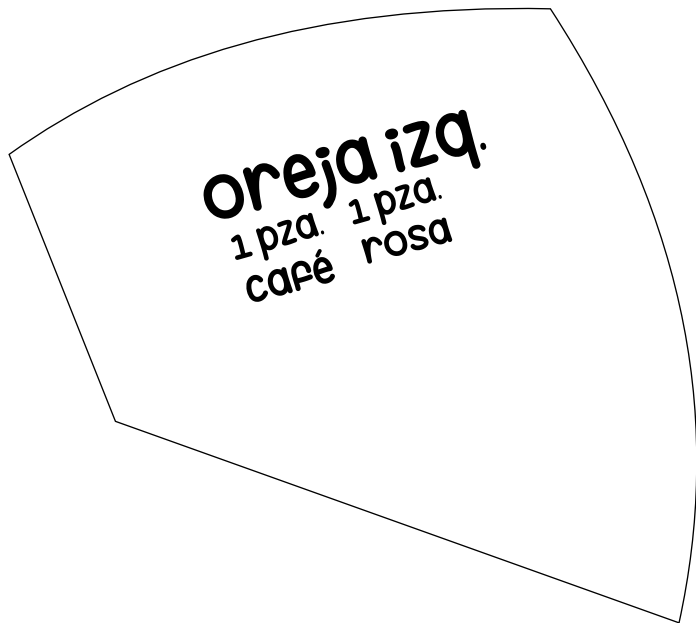
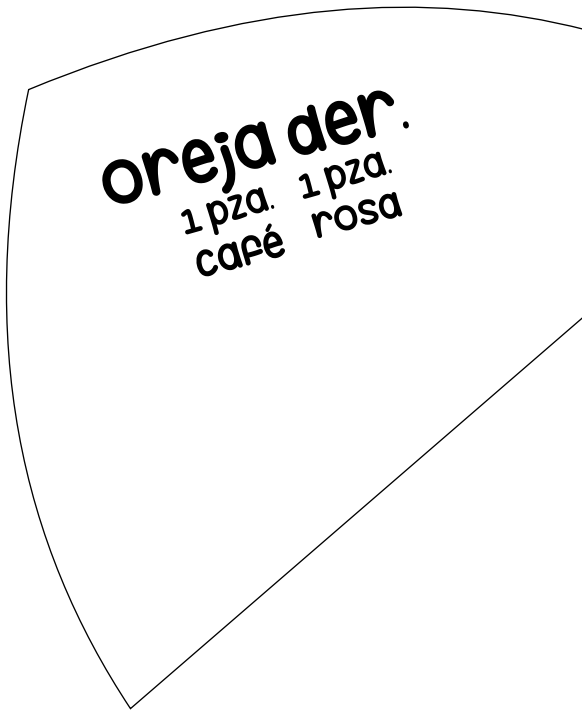
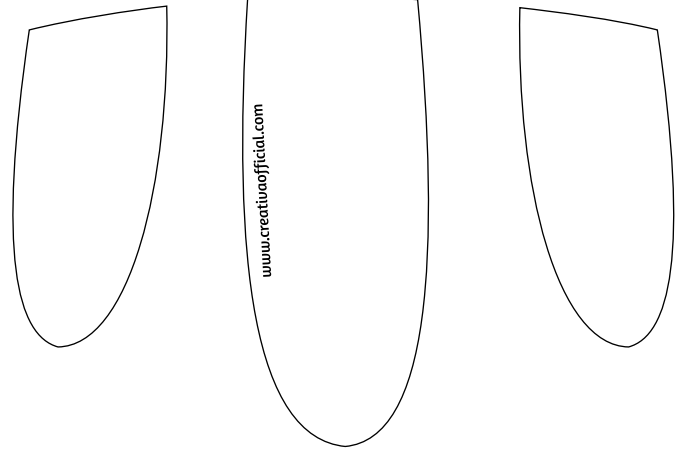
parte superior
= cabeza de gatito (2) =
1 pza.
café claro

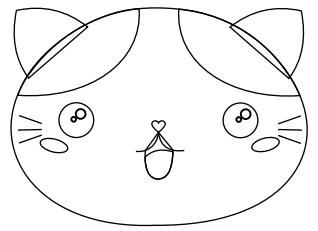




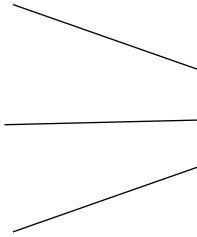
manchitas

1 pza. de c/una
café





bigotes



www.creativaofficial.com

manchita der.
1 pza.
negro

manchita izq.
1 pza.
café clarito

www.creativaofficial.com

oreja der.
1 pza. 1 pza.
negro rosa

oreja izq.
1 pza. 1 pza.
café rosa

